







CREEPY HOUSE – PIXEL PERFECT BLOCK

Thoughtfully designed by Nostalgic Yarn Creations

| | | | | | | | | | | | | | | | | | | | | | | | | | | | | | | | | | |
|----|----|----|----|----|----|----|----|----|----|----|----|----|----|----|----|----|----|----|----|----|----|----|----|----|----|----|----|----|----|----|--|--|----|
| 30 | 31 | 32 | 33 | 34 | 35 | 36 | 37 | 38 | 39 | 40 | 41 | 42 | 43 | 44 | 45 | 46 | 47 | 48 | 49 | 50 | 51 | 52 | 53 | 54 | 55 | 56 | 57 | 58 | 59 | | | | |
| 29 | | | | | | | | | | | | | | | | | | | | | | | | | | | | | | | | | |
| 28 | | | | | | | | | | | | | | | | | | | | | | | | | | | | | | | | | 59 |
| 27 | | | | | | | | | | | | | | | | | | | | | | | | | | | | | | | | | 58 |
| 26 | | | | | | | | | | | | | | | | | | | | | | | | | | | | | | | | | 57 |
| 25 | | | | | | | | | | | | | | | | | | | | | | | | | | | | | | | | | 56 |
| 24 | | | | | | | | | | | | | | | | | | | | | | | | | | | | | | | | | 55 |
| 23 | | | | | | | | | | | | | | | | | | | | | | | | | | | | | | | | | 54 |
| 22 | | | | | | | | | | | | | | | | | | | | | | | | | | | | | | | | | 53 |
| 21 | | | | | | | | | | | | | | | | | | | | | | | | | | | | | | | | | 52 |
| 20 | | | | | | | | | | | | | | | | | | | | | | | | | | | | | | | | | 51 |
| 19 | | | | | | | | | | | | | | | | | | | | | | | | | | | | | | | | | 50 |
| 18 | | | | | | | | | | | | | | | | | | | | | | | | | | | | | | | | | 49 |
| 17 | | | | | | | | | | | | | | | | | | | | | | | | | | | | | | | | | 48 |
| 16 | | | | | | | | | | | | | | | | | | | | | | | | | | | | | | | | | 47 |
| 15 | | | | | | | | | | | | | | | | | | | | | | | | | | | | | | | | | 46 |
| 14 | | | | | | | | | | | | | | | | | | | | | | | | | | | | | | | | | 45 |
| 13 | | | | | | | | | | | | | | | | | | | | | | | | | | | | | | | | | 44 |
| 12 | | | | | | | | | | | | | | | | | | | | | | | | | | | | | | | | | 43 |
| 11 | | | | | | | | | | | | | | | | | | | | | | | | | | | | | | | | | 42 |
| 10 | | | | | | | | | | | | | | | | | | | | | | | | | | | | | | | | | 41 |
| 9 | | | | | | | | | | | | | | | | | | | | | | | | | | | | | | | | | 40 |
| 8 | | | | | | | | | | | | | | | | | | | | | | | | | | | | | | | | | 39 |
| 7 | | | | | | | | | | | | | | | | | | | | | | | | | | | | | | | | | 38 |
| 6 | | | | | | | | | | | | | | | | | | | | | | | | | | | | | | | | | 37 |
| 5 | | | | | | | | | | | | | | | | | | | | | | | | | | | | | | | | | 36 |
| 4 | | | | | | | | | | | | | | | | | | | | | | | | | | | | | | | | | 35 |
| 3 | | | | | | | | | | | | | | | | | | | | | | | | | | | | | | | | | 34 |
| 2 | | | | | | | | | | | | | | | | | | | | | | | | | | | | | | | | | 33 |
| 1 | | | | | | | | | | | | | | | | | | | | | | | | | | | | | | | | | 32 |
| | | | | | | | | | | | | | | | | | | | | | | | | | | | | | | | | | 31 |
| | 1 | 2 | 3 | 4 | 5 | 6 | 7 | 8 | 9 | 10 | 11 | 12 | 13 | 14 | 15 | 16 | 17 | 18 | 19 | 20 | 21 | 22 | 23 | 24 | 25 | 26 | 27 | 28 | 29 | 30 | | | |



COLOR LEGEND:

| | |
|---------|---|
| Color A |  |
| Color B |  |
| Color C |  |
| Color D |  |

*in the white, I like to add in a white glow-in-the-dark yarn, but it is optional. You could also use glow in the dark in place of the yellow!

Also, feel free to change up the colors – maybe you have an overall feel for the blanket if you are stitching a bunch of blocks together?

WRITTEN PATTERN:

The best part of these graph patterns is that you can use any weight of yarn you would like. I like to stick with using the hook the yarn manufacturer recommends on the packaging, and using the same weight and brand for the entire block if you can.

Begin from the bottom left corner – row 1, as shown on the chart. Turn and continue with row 2 from left to bottom. Turn and continue with row 3 bottom to left, etc.

Starting points for each row:

L = LEFT

B = BOTTOM

T = TOP

R = RIGHT

For each of the squares in each row, the letter indicates the color – see the corresponding color legend above. The number indicates how many squares of that color you need to make. For example, A6 = color A in the next 6 squares. The number in brackets at the end references the total number of squares for that row.



ROW 1 – A1 (1)

***MOVING ON UP!**

L ROW 2 – A2 (2)

B ROW 3 – A3 (3)

L ROW 4 – A4 (4)

B ROW 5 – A5 (5)

L ROW 6 – A6 (6)

B ROW 7 – B1, A6 (7)

L ROW 8 – A5, B3 (8)

B ROW 9 – B4, A5 (9)

L ROW 10 – A2, B1, A1, B3, C1, A2 (10)

B ROW 11 – A3, C1, A4, A3 (11)

L ROW 12 – A3, B6, C1, A2 (12)

B ROW 13 – C1, B2, C1, B1, C1, B3, A4 (13)

L ROW 14 – A4, B6, C1, A1, C2 (14)

B ROW 15 – C2, B3, C1, B4, A5 (15)

L ROW 16 – A5, B8, B2, B1 (16)

B ROW 17 – B2, C2, B7, A6 (17)

L ROW 18 – A7, B6, C2, B2, A1 (18)

B ROW 19 – A2, B1, C2, B7, A7 (19)

L ROW 20 – A2, B2, C1, B8, A7 (20)

B ROW 21 – A3, B12, A6 (21)

L ROW 22 – A6, B12, A4 (22)

B ROW 23 – B1, A4, B7, C1, B4, A1, B1, A4 (23)

L ROW 24 – A5, B5, C1, B8, A3, B1, A1 (24)

B ROW 25 – A2, B2, A2, B6, C1, B2, C1, B4, A5 (25)

L ROW 26 – A6, B4, C1, B1, C1, B6, A3, B1, A2, B1 (26)

B ROW 27 – B2, A1, B2, A2, B9, C1, B4, A6 (27)

L ROW 28 – A7, B5, C1, B3, A1, B4, A4, B3 (28)

B ROW 29 – B3, A10, B2, C2, B5, A7 (29)

L/T ROW 30 – A6, B7, C1, B2, A10, B3, A1 (30)

***TIME TO START DECREASING! YOU'RE HALFWAY THERE, KEEP GOING!**

R ROW 31 – A1, B2, A8, B1, A1, B12, A4 (29)

T ROW 32 – A4, B11, A13 (28)

| | |
|---------|--------|
| Color A | Blue |
| Color B | Black |
| Color C | Yellow |
| Color D | White |



R ROW 33 – A9, B2, A2, B11, A3 (27)
T ROW 34 – A2, B2, A2, B7, A3, B1, A9 (26)
R ROW 35 – A7, B3, A3, B7, A2, B1, A2 (25)
T ROW 36 – A5, B7, A4, C1, B1, A6 (24)
R ROW 37 – A5, B3, A3, B8, A4 (23)
T ROW 38 – A7, B1, A8, C1, A5 (22)
R ROW 39 – A3, B3, A8, B1, A6 (21)
T ROW 40 – A5, B1, A10, B1, A3 (20)
R ROW 41 – A1, B3, A15 (19)
T ROW 42 – A18 (18)
R ROW 43 – A7, D3, A1, B4, A2 (17)
T ROW 44 – A2, B5, D3, A6 (16)
R ROW 45 – A5, D4, B2, A1, B1, A2 (15)
T ROW 46 – A3, B3, D4, A4 (14)
R ROW 47 – A3, D4, B4, A2 (13)
T ROW 48 – A3, B2, D4, A3 (12)
R ROW 49 – A2, D4, B1, D1, B1, A2 (11)
T ROW 50 – A2, D1, B1, D4, A2 (10)
R ROW 51 – A1, D4, B2, D1, A1 (9)
T ROW 52 – A1, D1, B1, D4, A1 (8)
R ROW 53 – A1, D3, B1, D1, A1 (7)
T ROW 54 – A1, D4, A1 (6)
R ROW 55 – A1, D3, A1 (5)
T ROW 56 – A4 (4)
R ROW 57 – A3 (3)
T ROW 58 – A2 (2)
R ROW 59 – A1 (1)

*ALL DONE! GREAT JOB (HIGH FIVE)

| | |
|---------|--------|
| Color A | Blue |
| Color B | Black |
| Color C | Yellow |
| Color D | White |

As per my privacy policy and terms & conditions found on my website, <https://nostalgicyarncreations.com/>, I ask that this pattern is meant for personal use only and not to be sold for profit. Please feel free to share my site however, through a direct link.

If you have any questions, you can contact me through my website at <https://nostalgicyarncreations.com/contact/>. I also welcome any and all pattern suggestions ;)



Thank you for your understanding, and I hope you enjoy my pattern! You are welcome to leave a review on my site anytime. Cheers!

Pamela of Vintage Bloom Branding

creator of Nostalgic Yarn Creations